

Simplify and Improve IMS Administration by Leveraging Your Storage System

Ron Bisceglia
Rocket Software, Inc.

August 9, 2011
Session Number: 9406

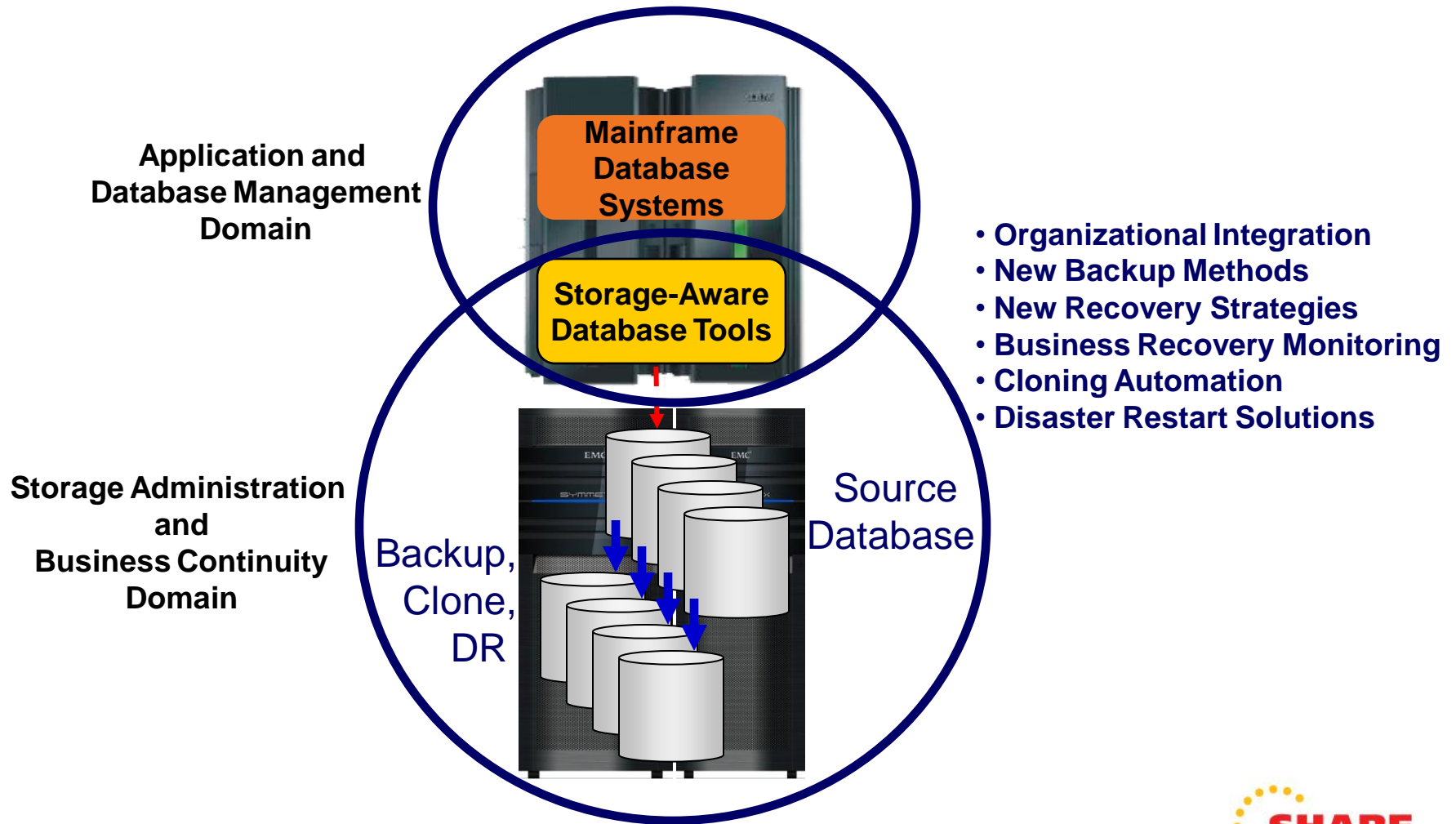
Session Agenda

- IMS Database and Storage Integration Overview
- IMS System Level Backup Methodologies and Storage System Integration
- Cloning IMS Systems Using Storage-Based Fast-replication
- Refreshing IMS Databases by Leveraging Your Storage Facilities
- IMS Storage-Aware Database Products
- Implementation Planning Considerations
- Session Summarization

Database and Storage Administration Trends and Directions

- Large IMS systems require high availability
 - Fast and non-intrusive backup and cloning facilities are required
 - Fast recovery capabilities minimize downtime and promote high availability
 - Most backup, recovery and cloning solutions do not leverage storage-based fast-replication facilities
- Storage-based fast-replication facilities are under-utilized
 - Tend to be used by storage organizations
 - Tend not to be used by database administrators (DBAs)
- Storage-aware database products allow DBAs to use fast-replication in a safe and transparent manner
 - Provides fast and non-intrusive backup and cloning operations
 - Simplifies recovery operations and reduces recovery time
 - Simplifies disaster recovery procedures

Database and Storage Integration



Database and Storage Integration

Operational Advantages

- Reduce backup, recovery, and cloning administration costs
- Reduce host CPU and I/O resource utilization
- Perform backups and create clone copies instantly
- Reduce recovery time with fast restore and parallel recovery
- Simplify disaster recovery operations and procedures
- DBMS and storage-based fast-replication integration
 - Leverage storage processors and fast-replication investments
 - IBM, EMC, HDS, STK
 - Expose fast-replication capabilities to DBAs ***safely and transparently*** using “***storage-aware***” database utilities
- Provide a sophisticated infrastructure and metadata to manage the IMS and storage processor coordination

Database and Storage Integration

New Solutions for DBAs to Consider



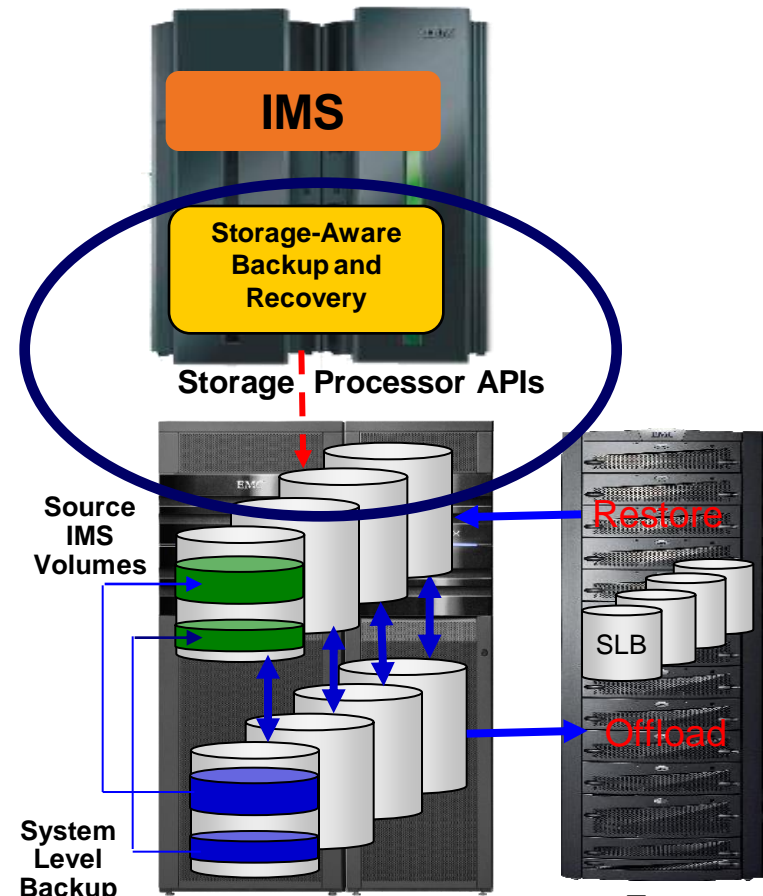
- DBAs use traditional IMS backup and recovery tools
 - Hard to integrate new backup and recovery methodologies
 - Uncomfortable with new backup and recovery solutions
- Lack of IMS and storage-administration coordination
 - Storage processor fast-replication facilities are not well understood by application and DBA personnel
 - *DBAs don't trust storage technologies*
 - IMS applicability of fast-replication not well understood by storage administrators
 - *Storage groups don't trust DBAs*
- Storage-aware IMS utilities resolve these issues

IMS System Level Backup

- Backup complete IMS systems as a unit without affecting running applications
 - IMS backup components include:
 - Active and archive logs
 - RECONs
 - All IMS database data sets
 - IMS system data sets including ACBLIBs, DBDLIBs, PGMLIBs, etc.
 - All associated ICF User catalogs
 - Backups performed instantly using storage-based fast-replication
- System level backups are the foundation for federated backup and recovery solutions
- System backup and cloning methodologies are difficult to implement without sophisticated automation
 - “Split-mirror” backup methodologies pioneered in late 1990s
 - Valuable concept but hard to implement

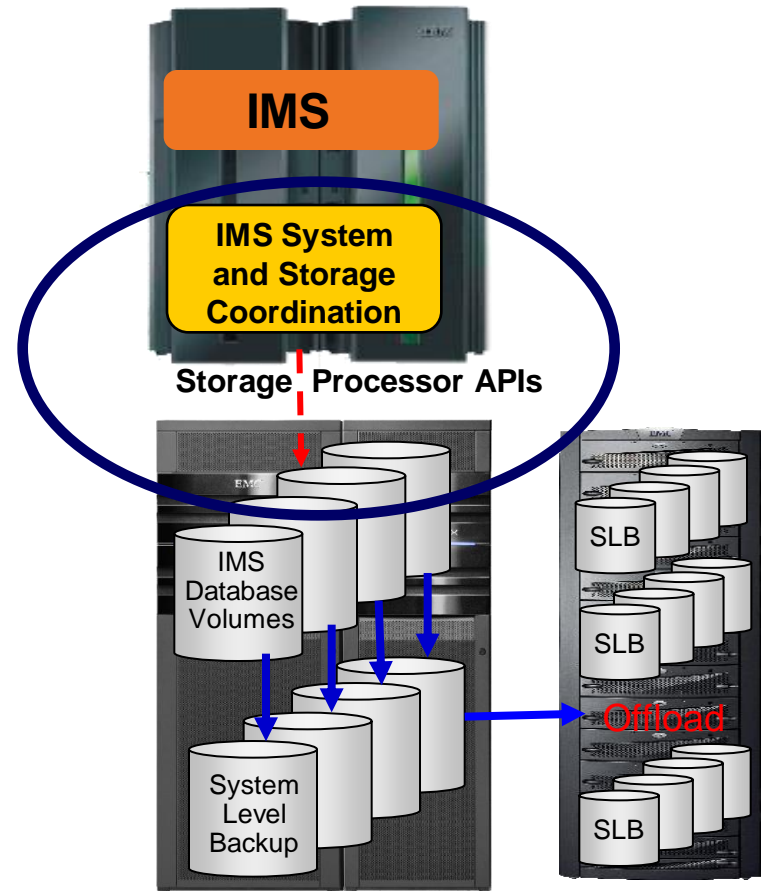
IMS System Level Backup Functional Requirements

- Integrate IMS backup, restore, and recovery process with storage-based fast-replication
- Provide easy and fast backup and restore of IMS systems and applications
- Support common storage systems
 - IBM – FlashCopy (FC)
 - EMC – TimeFinder/Mirror/Clone/Snap, FC
 - HDS – Shadow Image, FC
- Feature requirements include:
 - Database system discovery and configuration management
 - Database system backup and recovery operations
 - System backup validation
 - Object and application recovery
 - Active metadata repository
 - Encrypted tape offload support
 - DR preparation and management



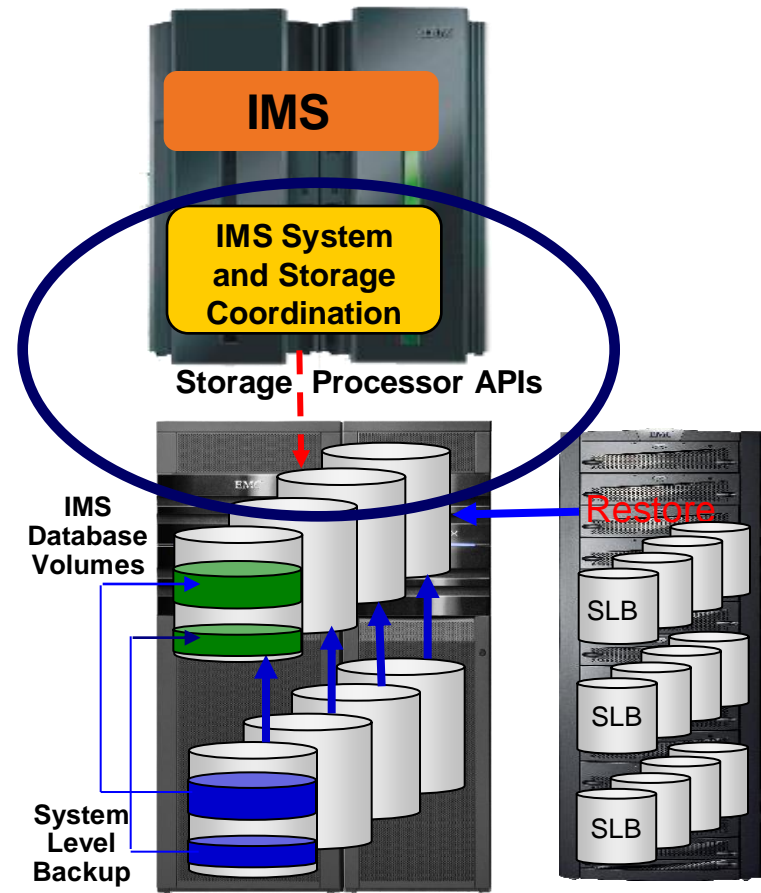
IMS System Level Backup

- Storage-based backup reduces processing and administration costs
- Fast-replication is used to perform IMS backup and restore functions
 - Full system backups complete in seconds
 - Backup performed without host CPU or I/O
- Backup groups of databases with no application affect or down time
 - Backup windows are reduced or eliminated
 - Extend online or batch processing windows
- Data consistency ensured
 - IMS suspend process
 - Storage-based consistency functions
- Automated backup offload management



IMS System Level Backup System and Application Recovery

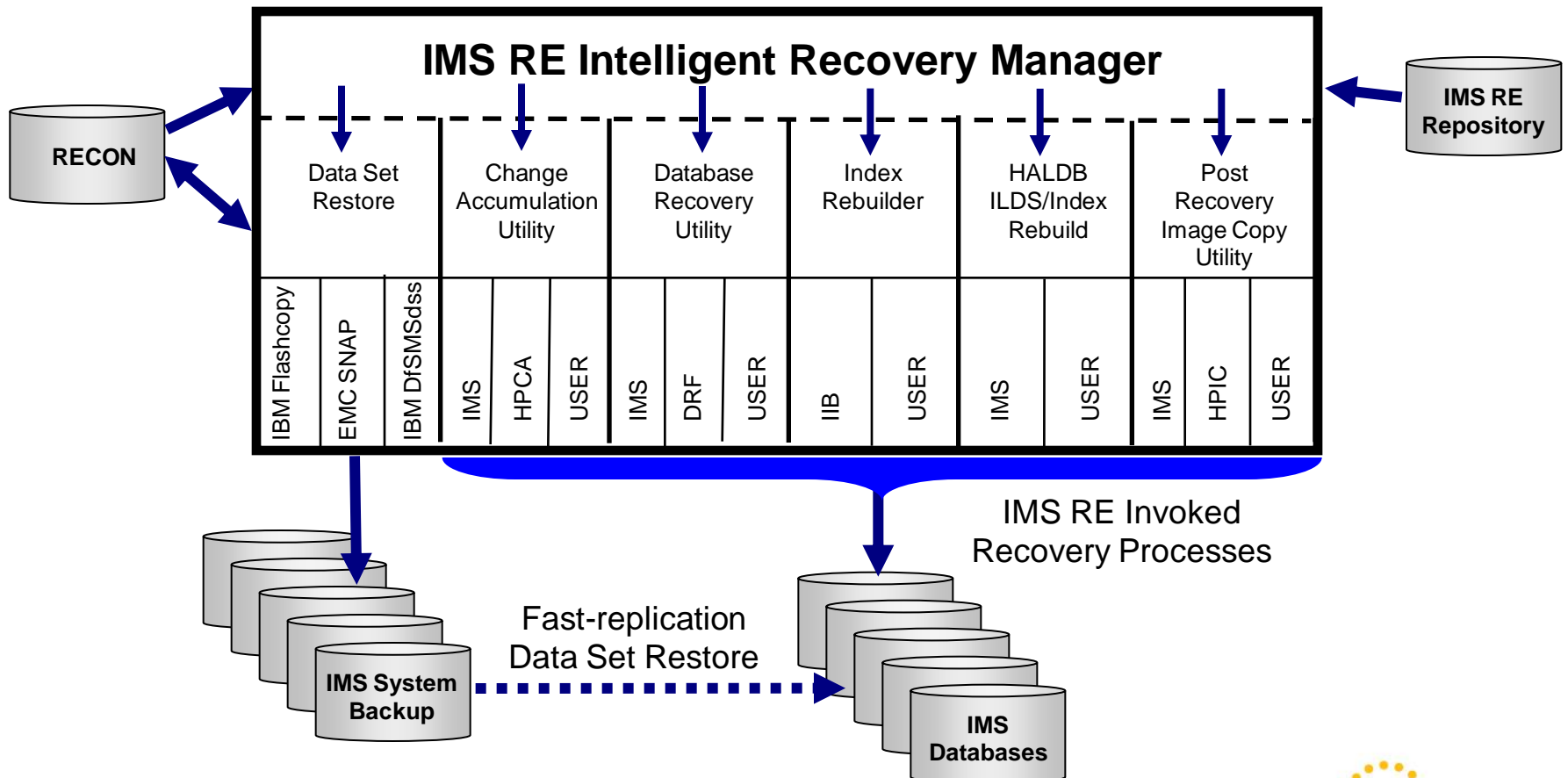
- Recover IMS systems or databases from disk or tape automatically
- Faster recovery
 - Instantaneous system-restore process
 - Coordinated parallel restore and recovery operations minimize down time
- IMS system backup can be used for database or application recovery
 - Data sets snapped to restore data
 - Parallel log apply reduces recovery time
- One system backup used for system, application, disaster recovery



IMS Recovery Expert

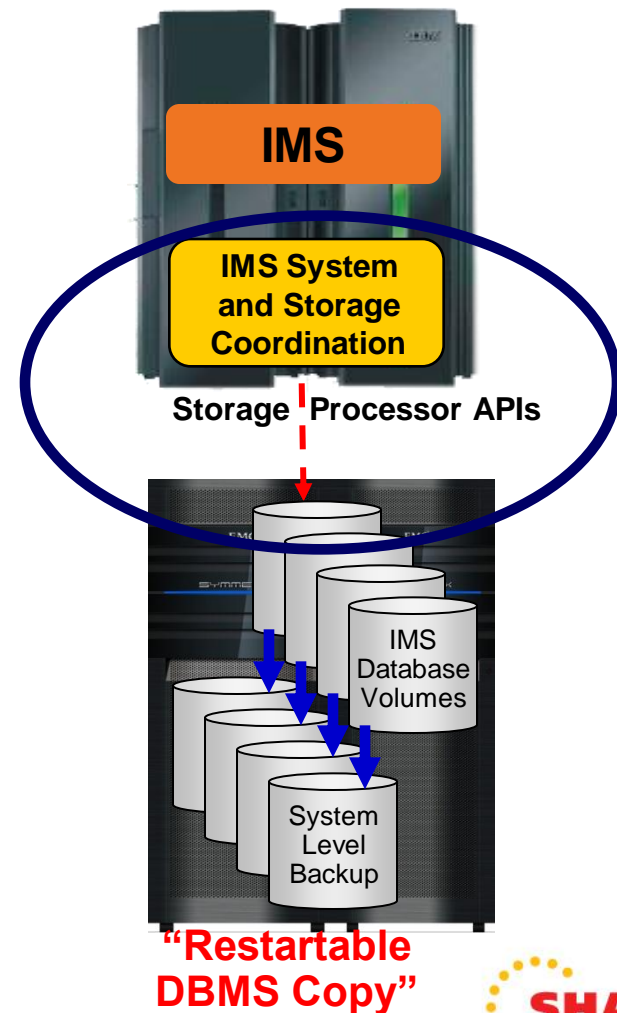
Storage Integrated IMS Recovery Example

IMS RE Application Recovery



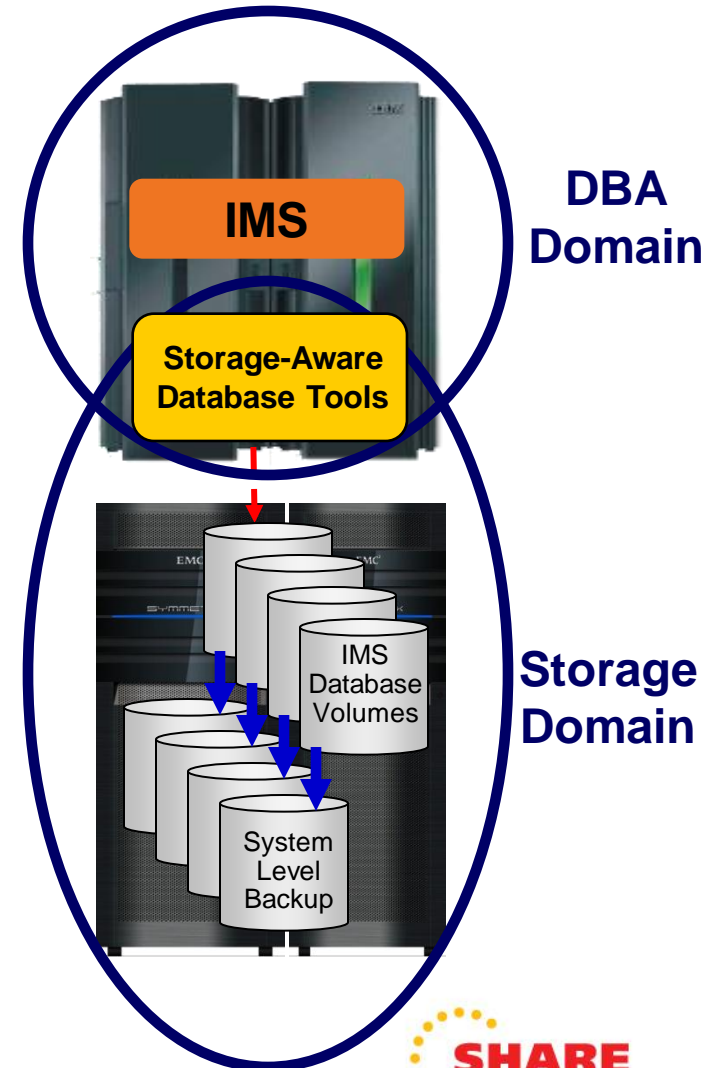
IMS System Level Backup Disaster Recovery Benefits

- Simplifies disaster recovery operations
 - System-level backup for restart
 - System-level backup and roll forward
- System backup is “restartable”
 - Restore volumes containing the last SLB
 - Performs recovery during normal database initialization process
 - Disaster recovery is as simple as restarting from a power failure
- Reduced recovery time at a DR site
- Transforms tedious disaster recovery procedures into a tape-based disaster restart process
 - Tape-based disaster restart solutions provide similar benefits as storage-based remote replication solutions



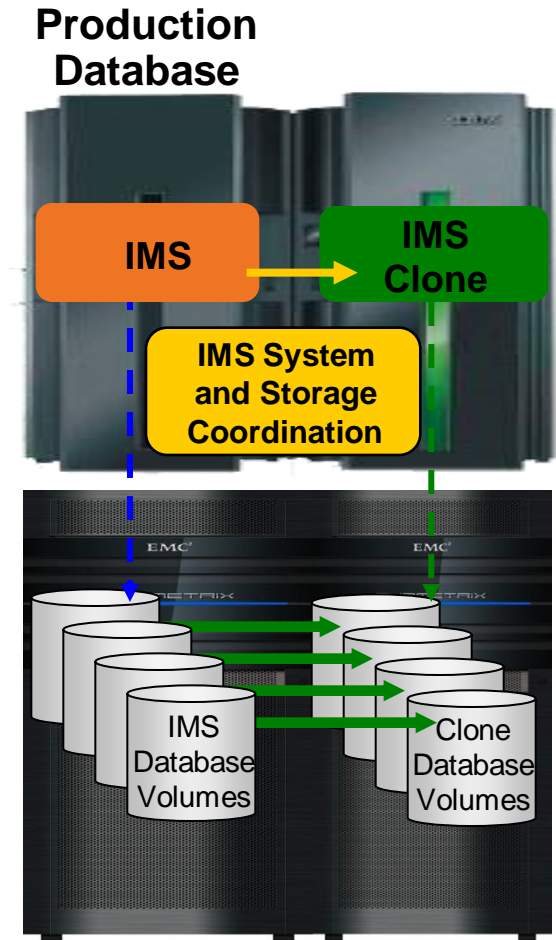
IMS System Level Backup Storage Benefits

- IMS system backup used for multiple functions
 - Saves storage and processing resources
- Leverages storage-processor and fast-replication software investments
- Expose fast copy capabilities to DBAs ***safely and transparently*** using “storage aware” database utilities
- Provides a sophisticated infrastructure and metadata to manage database and storage processor coordination
- Multiple storage vendor support
 - IBM – FlashCopy
 - EMC – TimeFinder/Mirror/Clone, FlashCopy
 - Hitachi – ShadowImage, FlashCopy
 - IBM RAMAC Virtual Array, STK – SnapShot



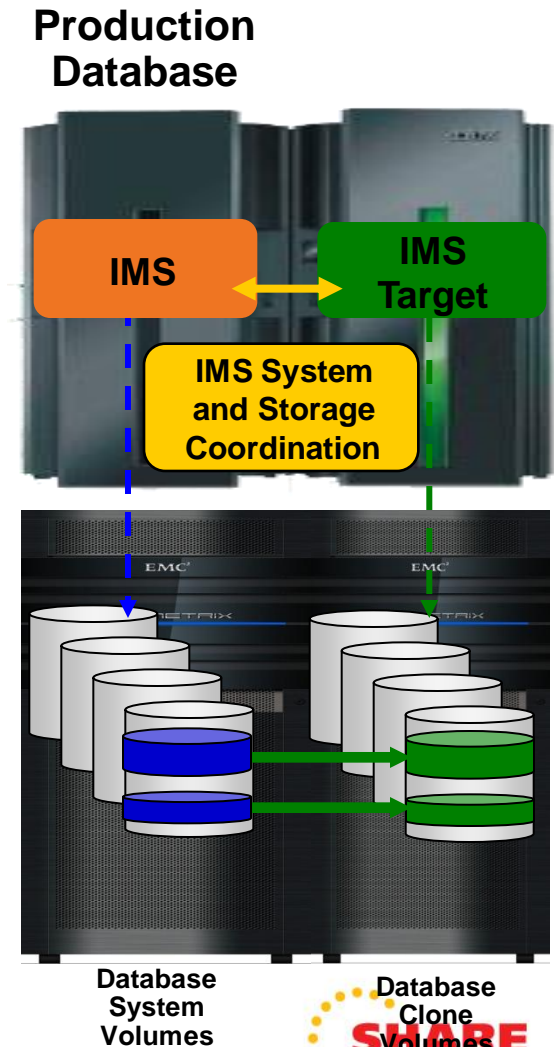
Cloning IMS Systems

- Performs IMS cloning automation
 - Simplifies IMS system cloning processes
 - Reduces cloning time and administration costs
- Leverages fast-replication facilities to clone data
 - Data can be cloned while on-line or off-line
- Performs rapid volume reconditioning and data-set renaming on cloned IMS volumes
 - Critical component of the IMS system cloning process
- Adjusts target IMS system to accommodate and accept the cloned data
 - IMS RECONS, PROCLIB, JOBS, JCL, MDA members



Refreshing IMS Databases

- Performs automated IMS database refresh operations
 - Fast refresh of IMS databases
 - IMS DB support (FF, HALDB, DEDB)
- Verifies source and target database compatibility
- Databases copied using storage-based data set fast-replication
 - Target takes up the same amount of space as the source
- Performs target system metadata management



Implementation Planning Considerations

- System level backup usage
 - Determine how IMS SLB(s) will be used
- SLB type
 - Determine full, data-only, or partial SLB requirements
- Backup frequency and space utilization
 - Determine backup frequency and performance and space efficient fast-replication requirements
- Copy blade selection
 - Determine storage processor capabilities, available facilities and fast-replication preferences
- Disaster restart considerations
 - Determine offsite disaster restart resources and preferences (RTO, RPO) to define appropriate disaster recovery profiles

Implementation Planning

Partial System-Level Backup

- Partial system-level backup (PSLB)
 - Backup volumes representing a subset of the IMS system
 - PSLBs used for database or application recovery only
 - Data set fast replication used to restore data
 - Log and data isolation not required
 - Desired IMS databases data should be grouped on volumes as a best practice
- PSLB cannot be used for system recovery
 - System recovery requires all volumes in SLB
- PSLB usage
 - Large databases or applications having unique backup requirements
 - Reduce disk utilization
 - Support more backup generations

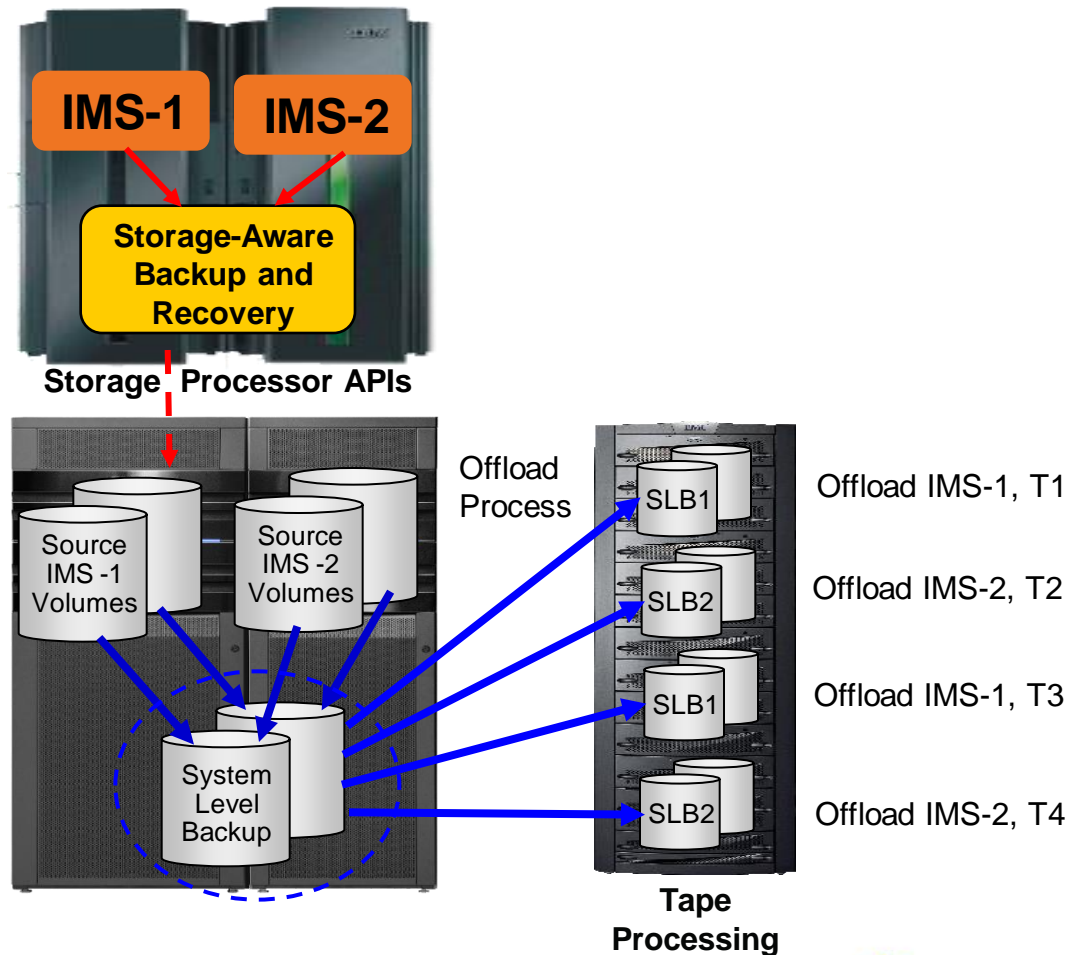
Implementation Planning

Backup Frequency and Space Utilization

- SLB type: Full, Data only, or Partial
- Determine optimal backup frequency
- Determine number of backups to keep online (on disk)
- Establish online backup duration requirements
 - SLB or PSLB used for IC creation may be deleted after ICs complete
- Determine offline (tape) backup requirements
- Consider incremental fast-replication options to reduce background copy time and resources
- Consider using space-efficient fast-replication methods like EMC VDEVs to save space
- Consider using one set of volume targets to support multiple IMS systems
 - Saves fast-replication target volume (DASD) requirement
- Consider cloning database systems to space efficient volumes using a SLB as the source

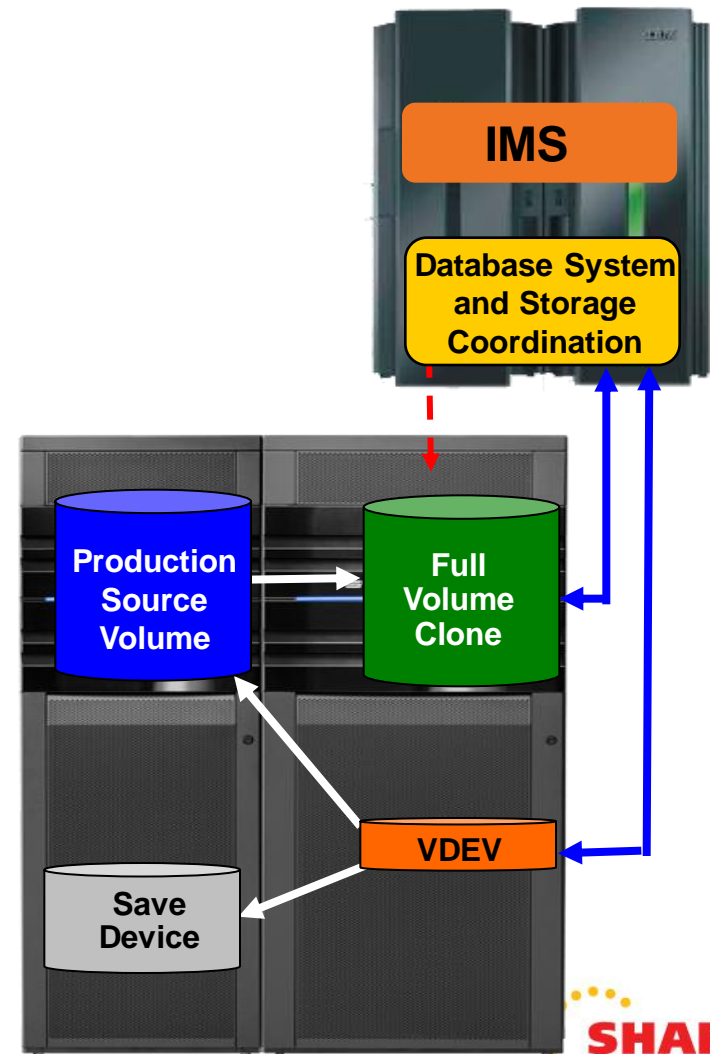
One Set of Backup Volumes for Multiple IMS Systems

- Backup IMS-1
 - SLB-1 created on disk
 - Archive SLB-1
 - Backup volumes are available after archive completes
- Backup IMS-2
 - SLB-2 created on disk
 - Archive SLB-2
 - Backup volumes are available after archive completes
- Repeat for IMS-1
- Repeat for IMS-2

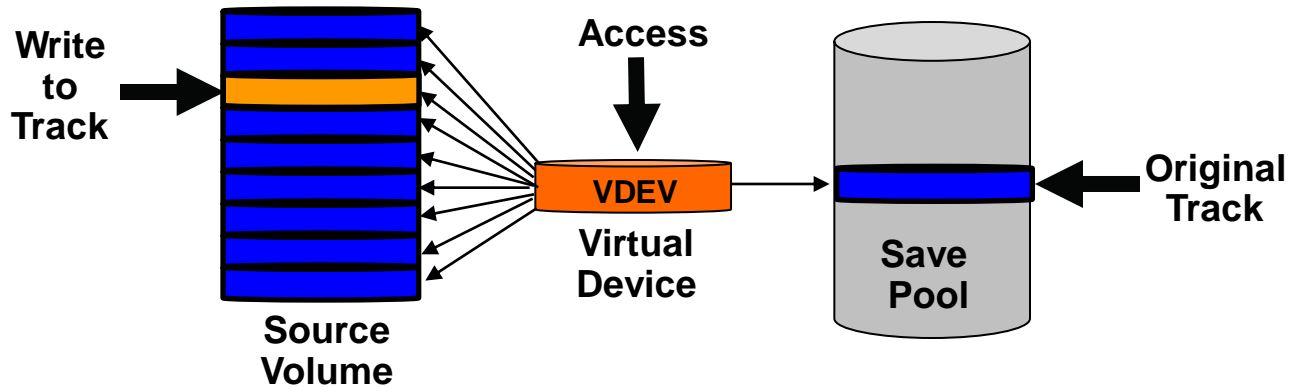


Create SLBs and Clone IMS Systems Full and Space Efficient Volumes

- EMC TimeFinder example
- TimeFinder/Clone
 - Full volume copy
 - Relationship can be retained with production volume
 - Allows TimeFinder/Clone incremental resynchronization
- TimeFinder/Snap Virtual Device (VDEV)
 - Space efficient copy
 - Allows TimeFinder/Snap incremental restore
 - Can have multiple TimeFinder/Snap volumes associated with production volume



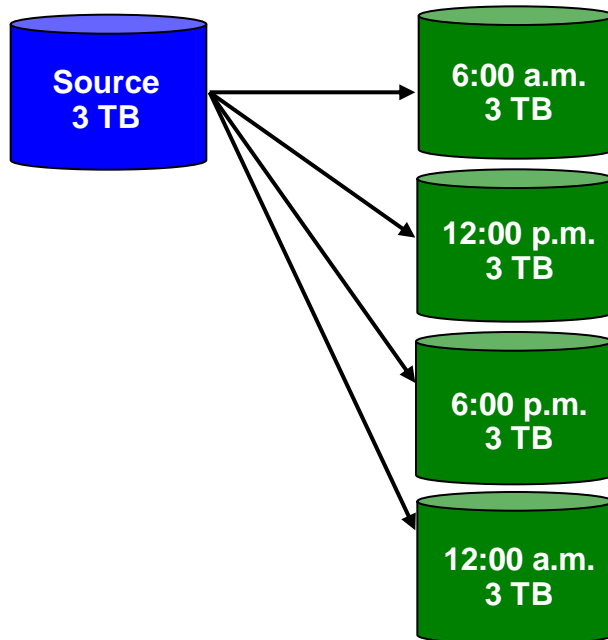
TimeFinder/Snap VDEV Operation Overview



- The Snap target is accessible when the copy session is activated
- The first time a track on the source volume is written to:
 - Original data on the source volume is copied to a save volume (pool)
 - Pointer on the VDEV device is changed to point to the save pool
 - The host write is written onto the track of the source volume in cache
- The track on the source volume is then updated
- Unchanged data stays in place on the source volume

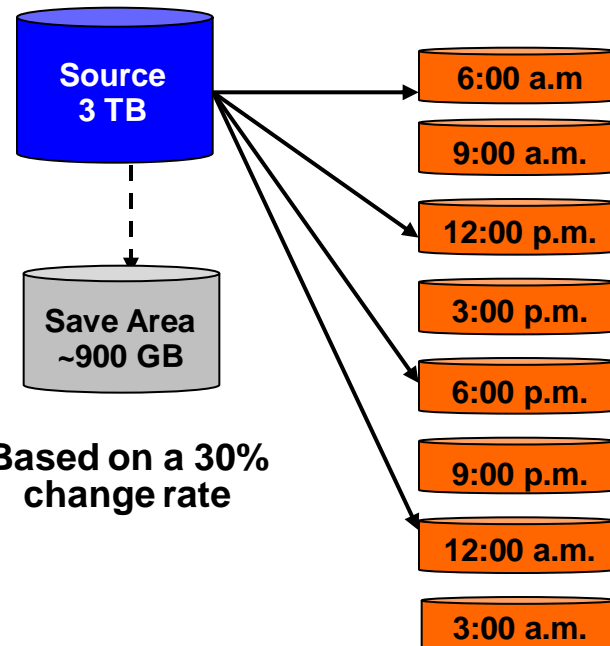
Space Efficient Usage Economics Enable Frequent IMS SLB or Clone Copies

Full-volume SLB or clone copies



Requires 12 TB of additional capacity

Space-efficient SLB or clone copies

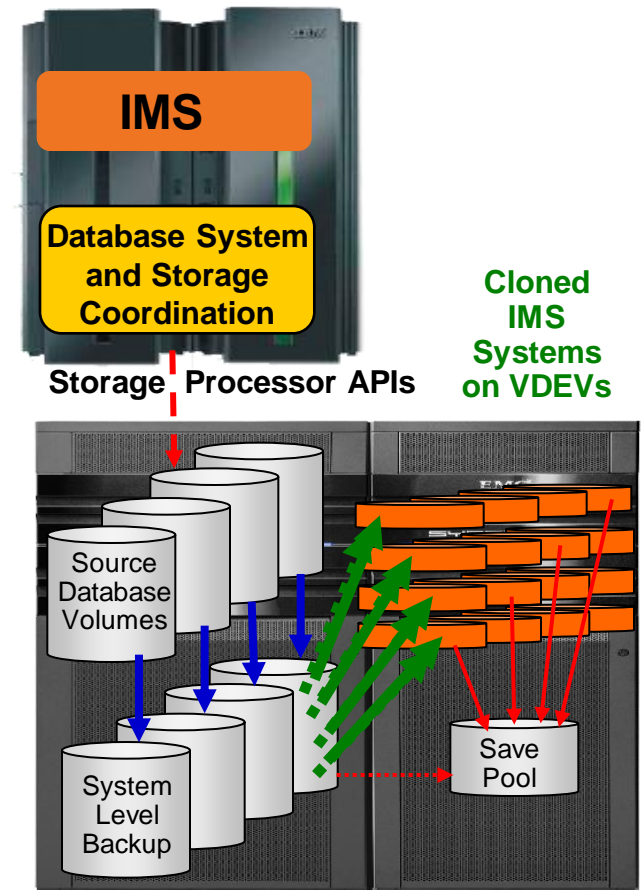


Based on a 30%
change rate

Requires ~900 GB of additional capacity

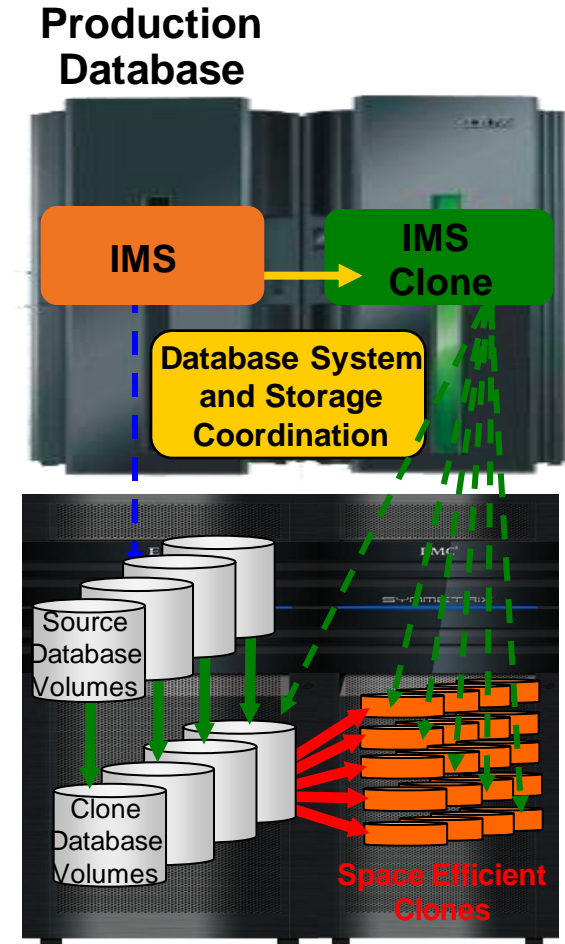
Full Volume and Space Efficient Usage Example

- Full IMS system-level backup created using full volume fast-replication
- IMS clone operations performed using SLB backup volumes as source
- Cloned IMS systems use virtual storage devices (VDEVs)
 - IMS SLB volumes are used to service I/O for IMS clone access
 - IMS clone writes (few) go to save pool
 - IMS SLB writes (none) go to save pool
- Storage-aware database tools provides infrastructure and metadata to manage IMS and storage processor APIs



Full Volume and Space Efficient Usage Example (2)

- Perform full volume IMS cloning automation
 - Requires same amount of space as the source
- Perform space efficient clone operations
 - Use full volume clone as the source
 - No real space used for space efficient clones unless they are updated
- Operational automation may be required to re-instantiate space efficient clones when the full volume clone is re-instantiated



Implementation Planning

Disaster Restart Considerations

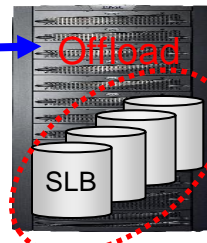
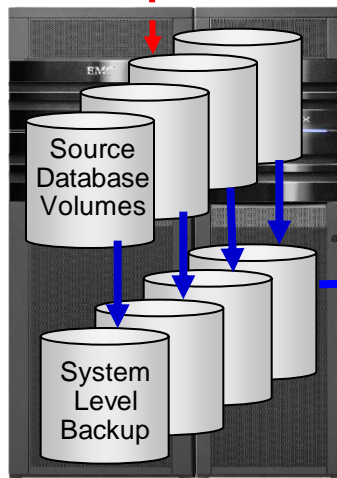
- SLB should contain IMS data only
 - Can contain other data that is restarted together
 - Recovering IMS and other data together may require using a storage based consistency function to create the SLB
 - Cannot roll forward if IMS and other data require consistency
- Use disaster recovery profiles to prepare for roll forward recovery at the DR site
 - Disaster recovery profiles specify options on how to copy log data for DR site, etc.
 - Ensure DBRs Disaster Recovery PDS is taken offsite with archive logs and image copies
 - Reduces Recovery Point Objectives (RPO)

Using IMS SLBs for a Tertiary DR Site

Primary Production Site



Storage Processor APIs



Tape Processing

Remote Replication
PPRC, SRDF

Secondary Production Site



Primary Disaster Restart Site
(remote disk-based disaster restart)

Tertiary Production Site

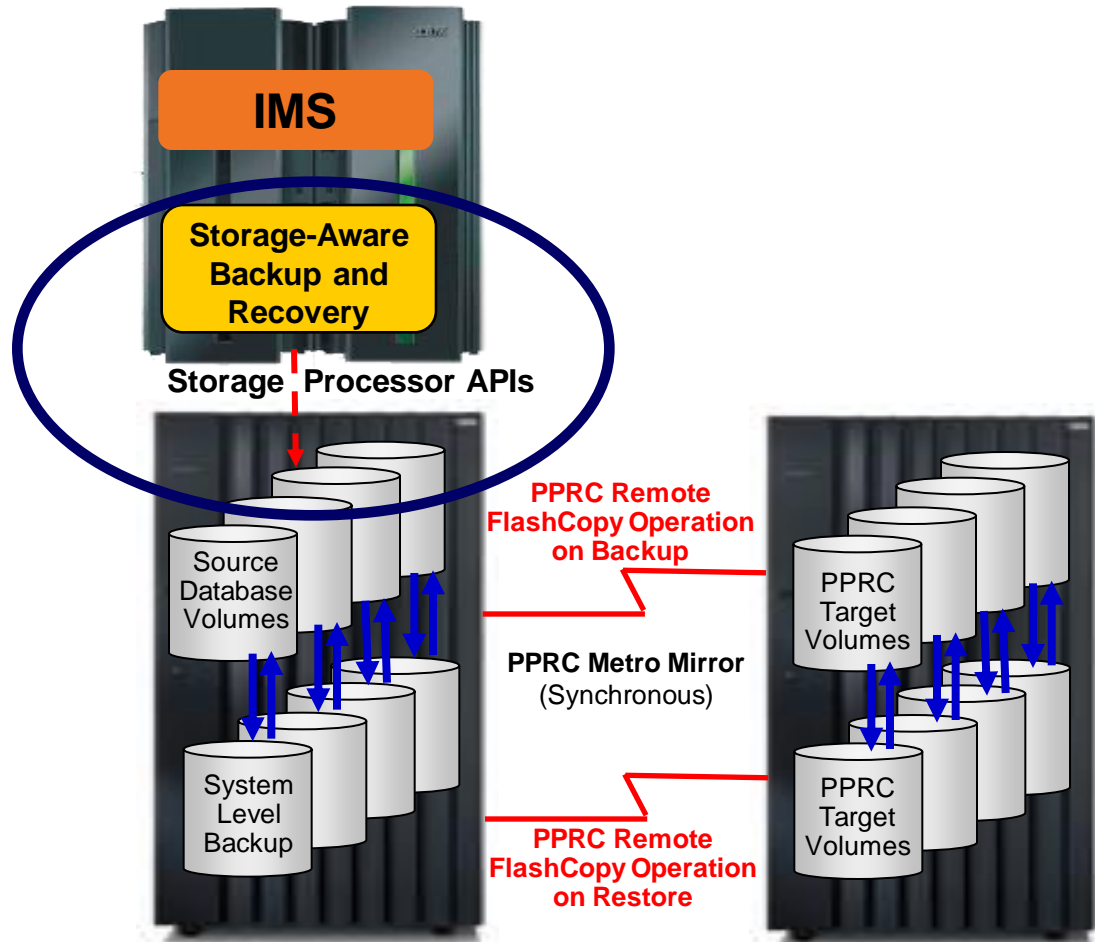


Secondary Disaster Restart Site
(tape-based Disaster restart)

PTAM

System Level Backup With Remote Mirror FlashCopy

- FlashCopy data is not copied over PPRC links
- SLB drives remote pair FlashCopy operation
 - Remote PPRC production volumes Flashed to remote PPRC SLB volumes
- System level restore drives remote pair FlashCopy operation
 - Remote PPRC SLB volumes Flashed to remote PPRC production volumes
- EMC Simultaneous Clone supported similar to PPRC



Implementation Planning

Copy Blade Selection

- Know your storage processing infrastructure
 - What storage processors are used (EMC, IBM, HDS)
 - What fast-replication facilities are licensed and preferred
- Determine storage blade and fast-replication facilities to use
 - DFSMSdss Blade
 - IBM FlashCopy Blade
 - EMC TimeFinder Blade
 - HDS ShadowImage Blade
- Know the type of consistency function is best for your environment
 - IMS Suspend, Storage-based consistency

Session Summarization

- IMS storage-aware database utilities provide storage integration to simplify database administration tasks
- IMS system backup solutions leverage storage-based fast-replication facilities and investments
 - Fast and non-intrusive backup operations with less administration
 - Reduces host CPU, I/O and storage utilization
 - Backups can be used for system, application, disaster restart
 - Parallel recovery reduces system and database recovery time
- IMS system cloning automaton allows production data to be leveraged easily and effectively
- IMS databases refreshed easily
- Fewer skills required to implement advanced IMS backup, recover, disaster recovery, and cloning solutions
- Implementation planning is important to optimize the benefits